

02: Inspiration, likes

Byxbee Park in Palo Alto



Mounds
Sound
Privacy





About mounds

I focus on mounds, not because of these particular plants, but because mounds and ridges, integral parts of sculpting our oasis/park/garden can shield units from view—providing enhanced privacy—while allowing residents to look out, and provide several social spaces with a sense of privacy, surrounded by beauty.

Also, mounds with plants have excellent acoustic properties, muffling noise, enabling clear conversation.

Wall
Pavers




Sharon Heights



885 Sharon Park Drive




Shirley Clayton




Shirley Clayton



Carol Clarke




Carol Clarke



Daniela

Likes from this book in the Commons Room:



Daniela



Daniela



Daniela



Daniela



Brigitte

*Drought resistant home in Atherton
California native plants.*



Brigitte



Brigitte



Brigitte



Rossella

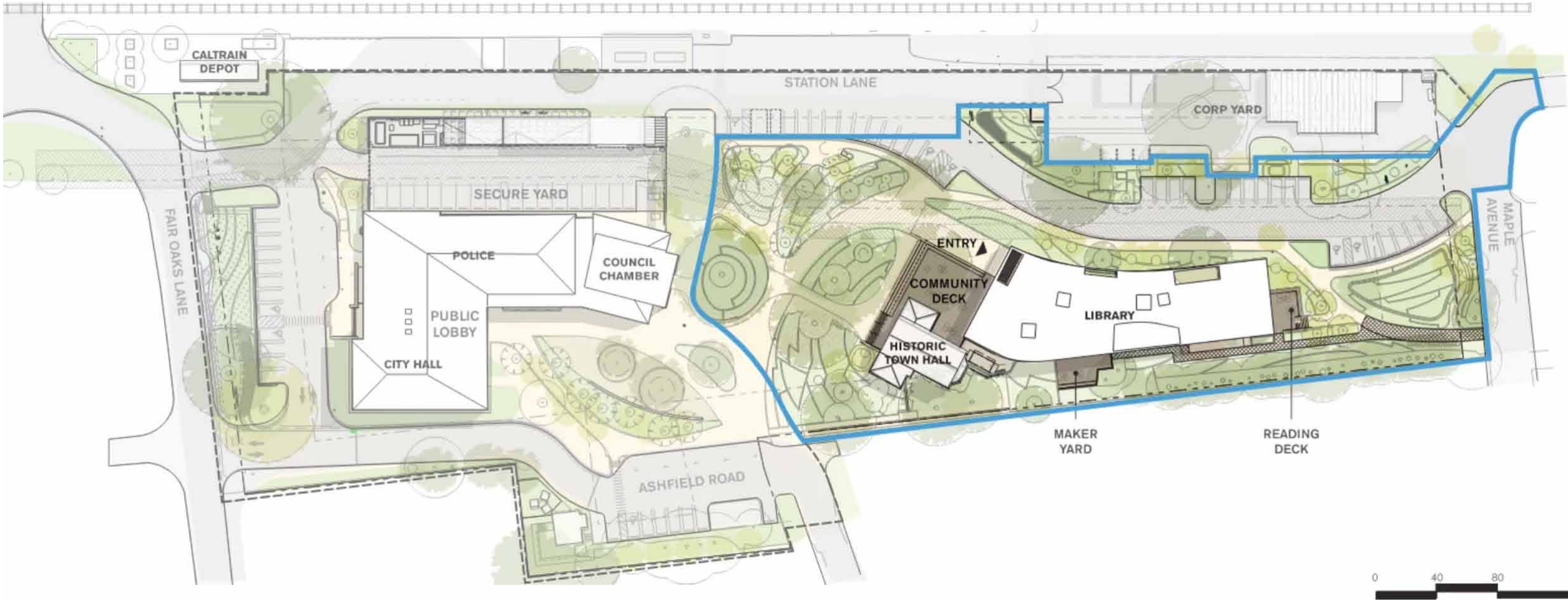
Atherton Civic Center Master Plan

Atherton Library and Civic center
California native plants.

Landscape architect: WRNS STUDIO
San Francisco, Honolulu,
New York, Seattle

www.wrnsstudio.com/

Master plan
www.wrnsstudio.com/project/atherton-civic-center-master-plan-and-design/



Rossella



Rossella



Rossella



Eve



Mulch plus bushes and plants

Eve



Mulch with Small bushes

Google images: Pathways



Google images: Pathways



Mystic Water Gardens

Decomposed Granite Pathway
This is an example of a mid-sized rustic shade backyard landscaping in Los Angeles.



June Scott Design

Succulents, grasses and low-water shrubs with vivid foliage give this coastal garden a rich, textured look with minimal maintenanc...



Outside InStyle

Decomposed granite front walkway winds through Westringia, Lantana, and California Native Achillea.
Design ideas for a large contemporary drought-tolerant front yard garden path in Los Angeles.